



# VISION STEEL

THE ONLY PANORAMIC COURT  
WITH HEIGHT REGULATION SYSTEM

[info@padelcourtsdelux.es](mailto:info@padelcourtsdelux.es)

+34 647 97 15 06

[www.padelcourtsdeluxe.es](http://www.padelcourtsdeluxe.es)


# THE ONLY PANORAMIC COURT WITH HEIGHT REGULATION SYSTEM

ELECTROWELDED MESH, GALVANIZED STEEL, STAINLESS STEEL HARDWARE, TEMPERED SAFETY GLASS. WITH A SYNTHETIC GRASS SURFACE WITH SILICA SAND AND 1M NET POST WITH INTERNAL NET TENSIONING SYSTEM.

PADEL COURT  
**VISION STEEL**  
 20X10 PANORAMIC



### SURFACE COLORS



### STRUCTURE COLORS



## Structure:

- 12 ADJUSTABLE pillars 4m high of 100x50x2mm galvanised steel laser-cut structural tube, placed over casing of 3 mm galvanised folded sheet over 10 mm zinc-plated anchor plate and reinforced with stainless steel A2 sheet.
- 8 ADJUSTABLE pillars 3m high of 100x50x2mm galvanised steel laser-cut structural tube, placed over casing of 3 mm galvanised folded sheet over 10 mm zinc-plated anchor plate and reinforced with stainless steel A2 sheet.
- 4 ADJUSTABLE pillars 6m high of 100x50x2mm galvanised steel laser-cut structural tube, placed over casing of 3 mm galvanised folded sheet over 10 mm zinc-plated anchor plate and reinforced with stainless steel A2 sheet.
- Arcade at the back consisting of 160x80x3mm galvanised steel structural tube anchored to lateral pillars by means of casing.
- 20m of 60x40x2mm galvanised steel structural tube for the bottom fixing of glass.
- 2 modules of 50x50x4mm electro-welded mesh of 4000x960mm made up of 100x50x2 galvanised steel tube.
- 6 modules of 50x50x4mm electro-welded mesh of 2950x960mm made up of 100x50x2 galvanised steel tube.
- 4 or 8 modules of 2000x1000/50x50x4mm galvanised steel electro-welded mesh in 40x40x1.5mm galvanised steel structural tube and 1.5 mm galvanised steel sheet.
- 8 modules of 3000x2000mm electro-welded mesh and 40x30x2mm galvanised steel horizontal reinforcements and 1mm galvanised folded sheet, and anti-injury system with 6 mm zinc-plated rod.
- 4 modules of 3000x2000mm electro-welded mesh and 40x30x2mm galvanised steel horizontal reinforcements and 1mm galvanised folded sheet, and anti-injury system with 6 mm zinc-plated rod to access the court.

- A2 stainless steel glass fixing hardware.
- Furnace-coating with polyester paint.
- 1 m or 3m net post with stainless A2 tensor and net for padel court with customisable band.
- Set of the necessary A2 stainless steel screws. (optional A4)
- Laser-cut corner sheets with logotype.

## Lighting (included):

- 4 normal or linear 200w LED spotlights to light the padel court.
- 3x2.5 mm electric cable up to the foot of the lamppost.




## Glass:

- 14 modules of 2995x1995mm and 4 modules of 1995x1995mm of 12mm thick tempered glass. In compliance with UNE standard. Secured with flushed screws, with plastic washer and blocking and protection lock nut. Plated on neoprene back.
- OPTIONAL change of glass ALL at 3 m.


## Surface (optional):

- Artificial grass, 12mm high in fibrillated polyethylene fibre in GREEN or BLUE (5500dtex), with proportional part of regulatory playing lines.
- Artificial grass, 12mm high in HQ monofilament polyethylene fibre in GREEN, BLUE, BLACK, BRICK or FUCHSIA (8800dtex), with proportional part of regulatory playing lines.
- Mondo WPT artificial grass to choose between GREEN, BLUE AND RED.
- White or coloured silica sand with selected grain size, union band and bi-component adhesive.

PADEL COURT  
**VISION STEEL**  
20X10 PANORAMIC



**THE ONLY PANORAMIC  
COURT WITH HEIGHT  
REGULATION SYSTEM**




# STRUCTURAL CALCULATION



**VISION STEEL**

THE ONLY PANORAMIC COURT  
WITH HEIGHT REGULATION SYSTEM



## ASSEMBLY PLAN



### VISION STEEL

THE ONLY PANORAMIC COURT  
WITH HEIGHT REGULATION SYSTEM

## TECHNICAL DOCUMENTATION



**VISION STEEL**  
THE ONLY PANORAMIC COURT  
WITH HEIGHT REGULATION SYSTEM